

Year 3/4 Ancient Egypt

What was it like to live in ancient Egypt?

Year B Autumn Term

Block Rational:



This unit focuses on what it was like to live in Ancient Egypt and explores their customs and traditions, what was important to them, how the river Nile shaped Ancient Egypt whilst exploring their writing and social structure.

Subject Links:

Geography study - Rivers

Introduction to ancient civilisations.

Key Texts:



Fieldwork/Practical Opportunities:

Building Pyramids of different sizes

Pretend Mumification

Create own cartouche

Links to Prior Learning:

EYFS

- Vocabulary of the past
- Understanding of sequence of time

Year 1/2

- Historical Enquiry Skills
- Chronological understanding
- Geography – Place knowledge


Links to Future Learning:

Y5/6

- Ancient Islamic Civilization (Autumn Year B)

Steps to Learning

Steps to Learning							End Point:
Who were the ancient Egyptians?	Why was Ancient Egypt the 'Gift of the Nile'?	Who were the Pharaohs?	Why did the Ancient Egyptians build the pyramids?	What was mummification in Ancient Egypt?	Who were the Ancient Egyptian gods?	What did Ancient Egyptian hieroglyphics mean?	What was it like to live in ancient Egypt?

<p>Core Concepts: Cause and consequence</p> 	<p>Substantive Concepts: Civilisation Trade Society</p>
<p>Key Vocabulary: Pharaoh Scarab Papyrus Scribe Amulet Mummification Irrigation Shaduf Sphinx Oasis</p>	<p>National Curriculum: Pupils should be taught about: the achievements of the earliest civilizations – an overview of where and when the first civilizations appeared and a depth study of one of the following: Ancient Sumer; The Indus Valley; Ancient Egypt; The Shang Dynasty of Ancient China</p>
<p>Sticky Knowledge: -</p>	<p>Home Learning Opportunities: Build a pyramid from construction materials – take a photo and share on google classroom.</p>

